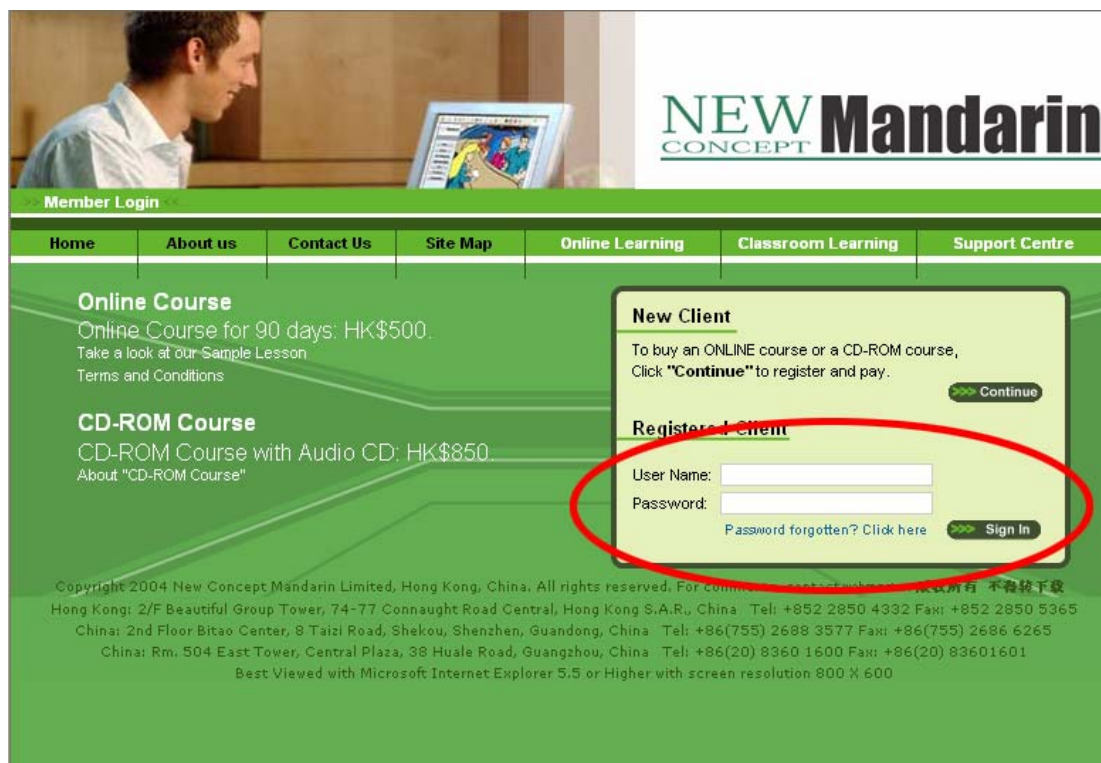


Click >>Member Login<<



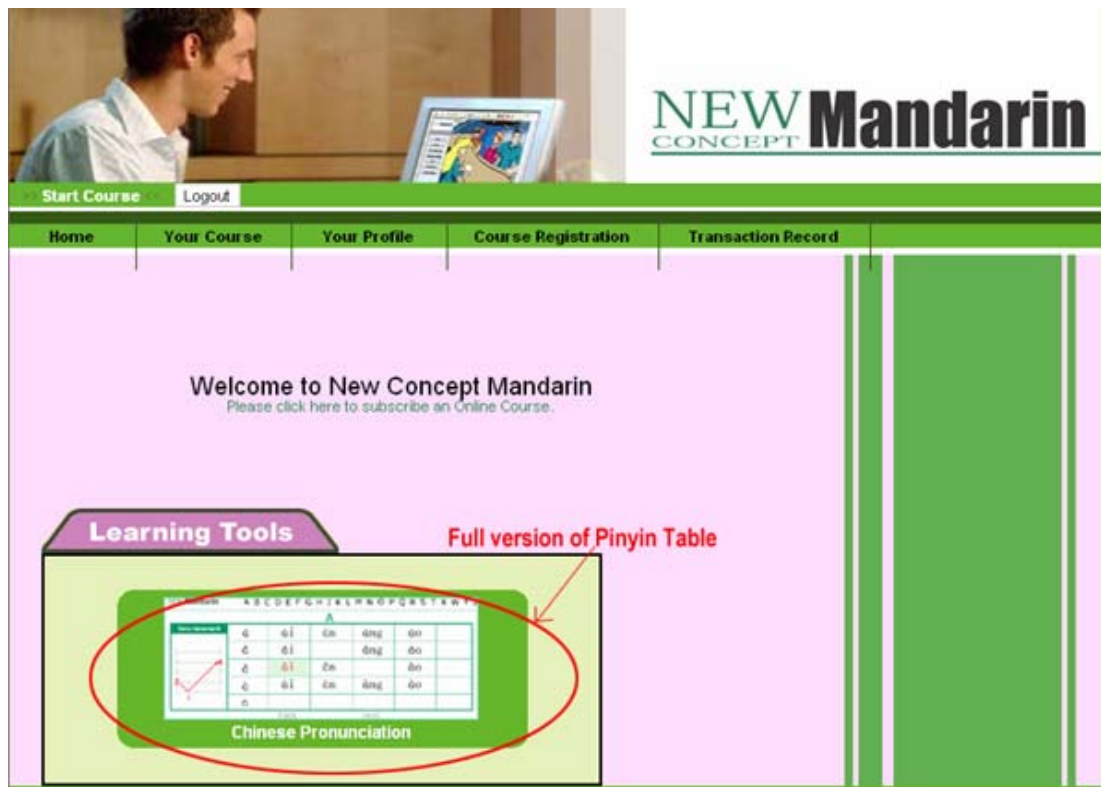
Sign in with your login name and password:



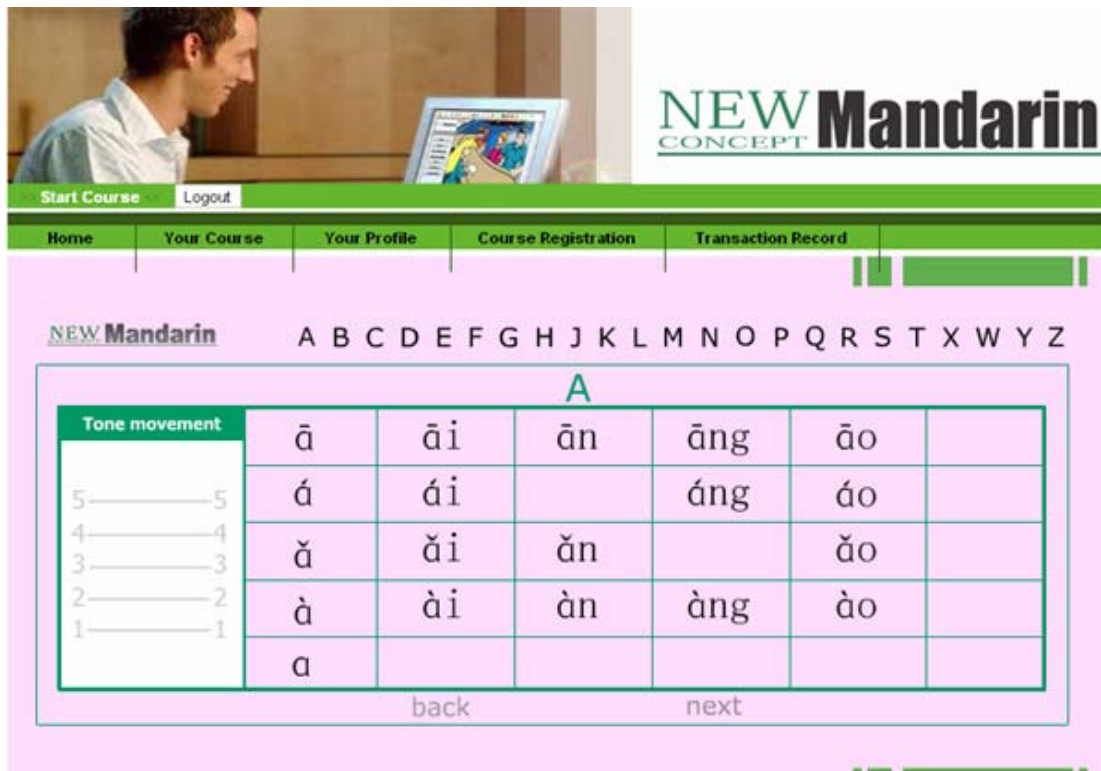
Your member main page will then be shown. Click on any of the course icon to start learning.



or Click the table in "Learning Tools"



And then enjoy the Pin Yin Table.



The screenshot shows the NEW Mandarin website interface. At the top, there is a navigation bar with links for 'Start Course' and 'Logout'. Below this is a main menu with 'Home', 'Your Course', 'Your Profile', 'Course Registration', and 'Transaction Record'. The main content area features a 'NEW Mandarin' logo and a list of letters from A to Z. The letter 'A' is highlighted, and a table of its various tones is displayed. The table includes a 'Tone movement' column with visual representations of the tones (5, 4, 3, 2, 1) and a grid of pin yin characters: ā, āi, ān, āng, āo; á, ái, áng, áo; ǎ, ǎi, ǎn, ǎo; à, ài, àn, àng, ào; and a final row with 'a'. Navigation buttons 'back' and 'next' are located below the table.

Tone movement		A				
5—5	ā	āi	ān	āng	āo	
4—4	á	ái		áng	áo	
3—3	ǎ	ǎi	ǎn		ǎo	
2—2	à	ài	àn	àng	ào	
1—1	a					

back next